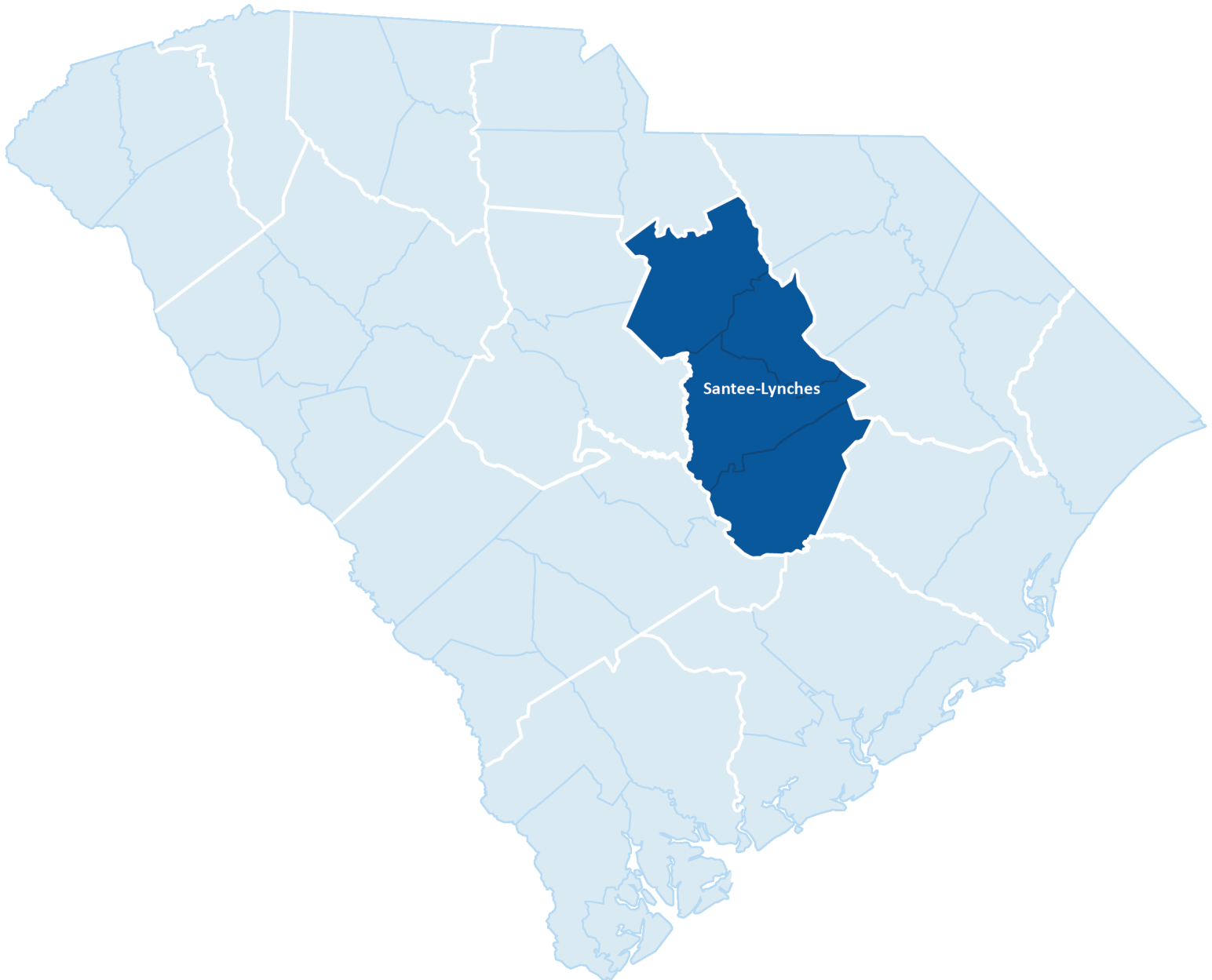


# Santee-Lynches



SC Department of Employment & Workforce  
Labor Market Information Division  
1550 Gadsden Street, PO Box 995  
Columbia, SC 29202

# TABLE OF CONTENTS

## 1. ECONOMIC DATA

Annual Unemployment Rate..... 3

Monthly Unemployment Rate..... 4

Area Job Openings..... 5

## 2. EMPLOYER DATA

Employers by size of Establishment..... 6

Employment by size of Establishment..... 6

20 Largest Employers..... 7

## 3. INDUSTRY DATA

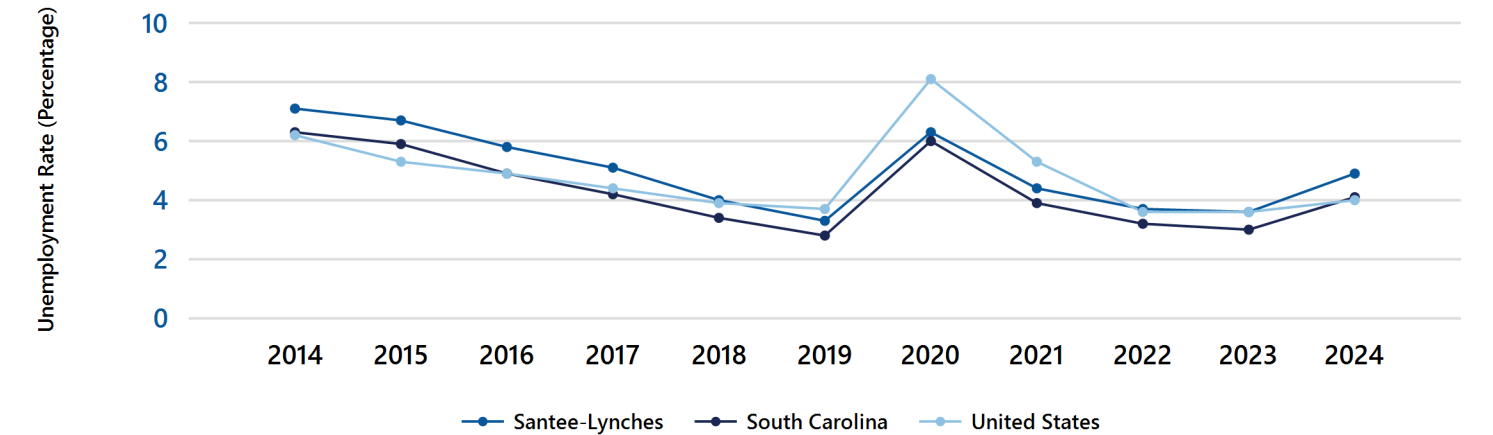
Employment by Industry..... 8

Top 20 Occupational Openings..... 9

Average Annual Wage by Industry..... 10

Projections by Industry..... 11

ANNUAL UNEMPLOYMENT RATE (UNADJUSTED)



Santee-Lynches

South Carolina

United States

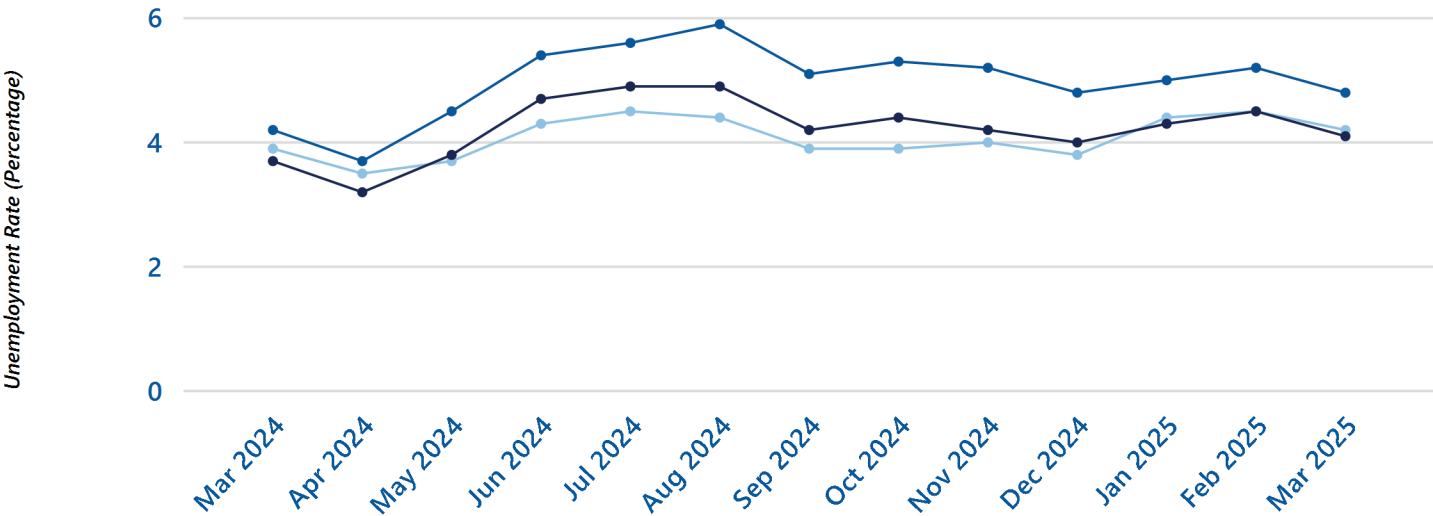
Year	Employment	Unemp.	Rate	Employment	Unemp.	Rate	Employment	Unemp.	Rate
2024	87,004	4,476	4.9%	2,430,453	105,178	4.1%	161,346,000	6,761,000	4.0%
2023	86,606	3,206	3.6%	2,401,212	74,248	3.0%	161,037,000	6,080,000	3.6%
2022	85,657	3,292	3.7%	2,330,548	77,339	3.2%	158,291,000	5,996,000	3.6%
2021	85,338	3,910	4.4%	2,272,940	92,676	3.9%	152,581,000	8,623,000	5.3%
2020	83,997	5,625	6.3%	2,201,090	140,613	6.0%	147,795,000	12,947,000	8.1%
2019	85,784	2,924	3.3%	2,263,682	64,405	2.8%	157,538,000	6,001,000	3.7%
2018	84,679	3,519	4.0%	2,206,821	76,542	3.4%	155,761,000	6,314,000	3.9%
2017	84,122	4,534	5.1%	2,168,104	94,845	4.2%	153,337,000	6,982,000	4.4%
2016	84,511	5,221	5.8%	2,145,584	110,199	4.9%	151,436,000	7,751,000	4.9%
2015	85,518	6,175	6.7%	2,108,786	132,281	5.9%	148,834,000	8,296,000	5.3%
2014	84,863	6,520	7.1%	2,063,369	138,475	6.3%	146,305,000	9,617,000	6.2%

Source: SC Department of Employment & Workforce

MONTHLY UNEMPLOYMENT RATE (UNADJUSTED)

Past 13 Months

United States South Carolina Santee-Lynches



Period	Santee-Lynches	South Carolina	United States
Mar 2025	4.8%	4.1%	4.2%
Feb 2025	5.2%	4.5%	4.5%
Jan 2025	5.0%	4.3%	4.4%
Dec 2024	4.8%	4.0%	3.8%
Nov 2024	5.2%	4.2%	4.0%
Oct 2024	5.3%	4.4%	3.9%
Sep 2024	5.1%	4.2%	3.9%
Aug 2024	5.9%	4.9%	4.4%
Jul 2024	5.6%	4.9%	4.5%
Jun 2024	5.4%	4.7%	4.3%
May 2024	4.5%	3.8%	3.7%
Apr 2024	3.7%	3.2%	3.5%
Mar 2024	4.2%	3.7%	3.9%

Source: SC Department of Employment & Workforce

## AREA JOB OPENINGS

## SANTEE-LYNCHES

## SOUTH CAROLINA

Period	Employed	Unemployed	Unemp. Rate	Employed	Unemployed	Unemp. Rate
Mar 2025	88,869	4,481	4.8%	2,445,419	105,657	4.1%
Feb 2025	88,642	4,887	5.2%	2,443,050	107,112	4.2%
Jan 2025	86,397	4,533	5.0%	2,439,667	109,341	4.3%
Dec 2024	86,253	4,368	4.8%	2,437,016	112,637	4.4%
Nov 2024	86,047	4,684	5.2%	2,437,183	112,954	4.4%
Oct 2024	86,960	4,827	5.3%	2,436,946	114,211	4.5%
Sep 2024	86,689	4,663	5.1%	2,435,531	115,873	4.5%
Aug 2024	86,639	5,435	5.9%	2,433,798	116,576	4.6%
Jul 2024	87,310	5,210	5.6%	2,432,238	115,123	4.5%
Jun 2024	87,934	4,999	5.4%	2,430,644	111,177	4.4%
May 2024	87,258	4,138	4.5%	2,428,597	105,424	4.2%
Apr 2024	87,807	3,408	3.7%	2,426,252	99,053	3.9%
Mar 2024	87,935	3,890	4.2%	2,424,087	93,207	3.7%

Source: SC Department of Employment & Workforce & The Conference Board's Help Wanted OnLine® data series  
 South Carolina Data is Seasonally Adjusted

## EMPLOYERS BY SIZE OF ESTABLISHMENT

Employees	Santee-Lynches	South Carolina
0 to 4	3,349	147,311
5 to 9	841	24,044
10 to 19	572	17,672
20 to 49	373	13,002
50 to 99	169	5,015
100 to 249	69	3,069
250 to 499	13	912
500 to 999	13	417
1000 +	5	307

Source: SC Department of Employment & Workforce

- Indicates that the requested data is suppressed

## EMPLOYMENT BY SIZE OF ESTABLISHMENT

Employees	Santee-Lynches	South Carolina
0 to 4	3,831	150,934
5 to 9	5,630	160,035
10 to 19	7,735	240,440
20 to 49	11,245	395,156
50 to 99	11,687	346,437
100 to 249	10,316	467,356
250 to 499	4,541	311,369
500 to 999	9,204	284,827
1000 +	7,086	821,778

Source: SC Department of Employment & Workforce

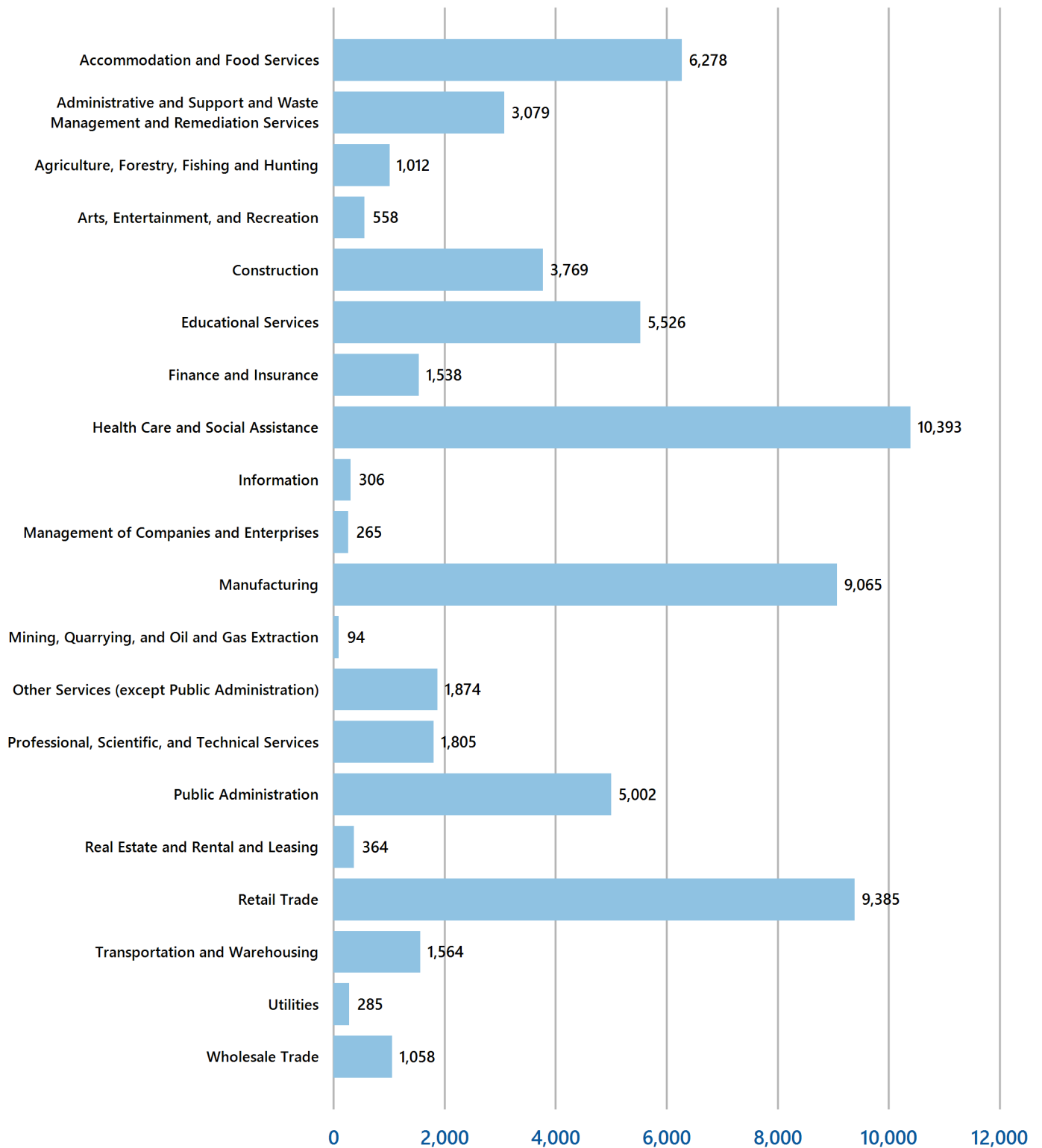
- Indicates that the requested data is suppressed

## 20 LARGEST EMPLOYERS

BECTON DICKINSON & COMPANY INC
CITY OF SUMTER
Clarendon County School District
CLARENDON MEMORIAL HOSPITAL
CONTINENTAL TIRE NORTH AMERICA INC
COUNTY OF KERSHAW
DEPT OF DEFENSE
EATON CORPORATION
KERSHAW COUNTY SCHOOL DISTRICT
MEDICAL UNIV OF SC HOSPITAL AUTHORI
PILGRIMS PRIDE CORPORATION
PRISMA HEALTH MIDLANDS
SAFE FEDERAL CREDIT UNION
SENSOR ENTERPRISES INC
SITEL OPERATING CORPORATION
SUMTER SCHOOL DISTRICT
SUMTER UTILITIES INC
TARGET CORP
THOMPSON CONSTRUCTION GROUP INC
Wal-Mart Associates, Inc.

Source: SC Department of Employment & Workforce

## EMPLOYMENT BY INDUSTRY



Source: SC Department of Employment & Workforce  
Quarterly Census of Employment and Wages (QCEW)



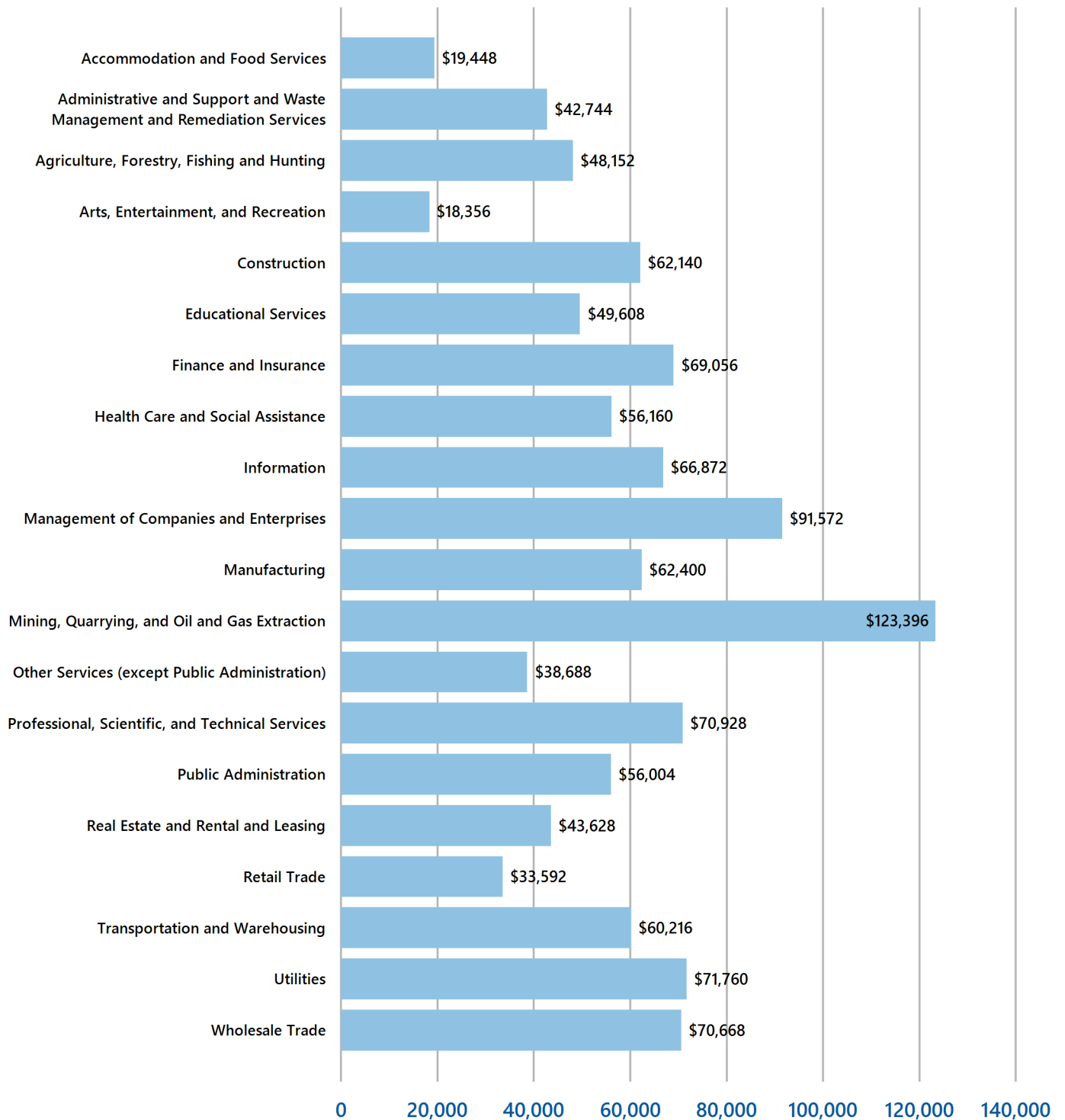
TOP 20 OCCUPATIONAL OPENINGS

Santee-Lynches

OCCUPATION NAME (SOC CODE)

Source: SC Department of Employment & Workforce & The Conference Board's Help Wanted OnLine® data series

## AVERAGE ANNUAL WAGE BY INDUSTRY



Source: SC Department of Employment & Workforce  
Quarterly Census of Employment and Wages (QCEW)

## LABOR MARKET PROJECTIONS

*Total Employment by Industry*

SANTEE-LYNCHES	2022	2032	Change	Percent Change	Annual Percent
	Estimated Employment	Projected Employment			
Total All Industries	73,381	79,415	6,034	8.22%	0.79%
Manufacturing	10,401	10,776	375	3.61%	0.35%
Retail Trade	10,115	11,155	1,040	10.28%	0.98%
Health Care and Social Assistance	9,391	11,059	1,668	17.76%	1.65%
Accommodation and Food Services	5,997	6,315	318	5.30%	0.52%
Educational Services	5,933	6,421	488	8.23%	0.79%
Administrative and Support and Waste Management and Remediat	4,308	4,624	316	7.34%	0.71%
Other Services (except Government)	3,965	4,240	275	6.94%	0.67%
Construction	3,847	4,017	170	4.42%	0.43%
Professional, Scientific, and Technical Services	2,012	2,289	277	13.77%	1.30%
Finance and Insurance	1,726	1,855	129	7.47%	0.72%
Transportation and Warehousing	1,496	1,740	244	16.31%	1.52%
Wholesale Trade	1,184	1,269	85	7.18%	0.70%
Agriculture, Forestry, Fishing and Hunting	1,108	1,068	-40	-3.61%	-0.37%
Arts, Entertainment, and Recreation	458	488	30	6.55%	0.64%
Information	370	395	25	6.76%	0.66%
Real Estate and Rental and Leasing	340	363	23	6.76%	0.66%
Management of Companies and Enterprises	260	361	101	38.85%	3.34%
Utilities	243	252	9	3.70%	0.36%
Mining, Quarrying, and Oil and Gas Extraction	60	69	9	15.00%	1.41%

Source: SC Department of Employment & Workforce - Industry Projections