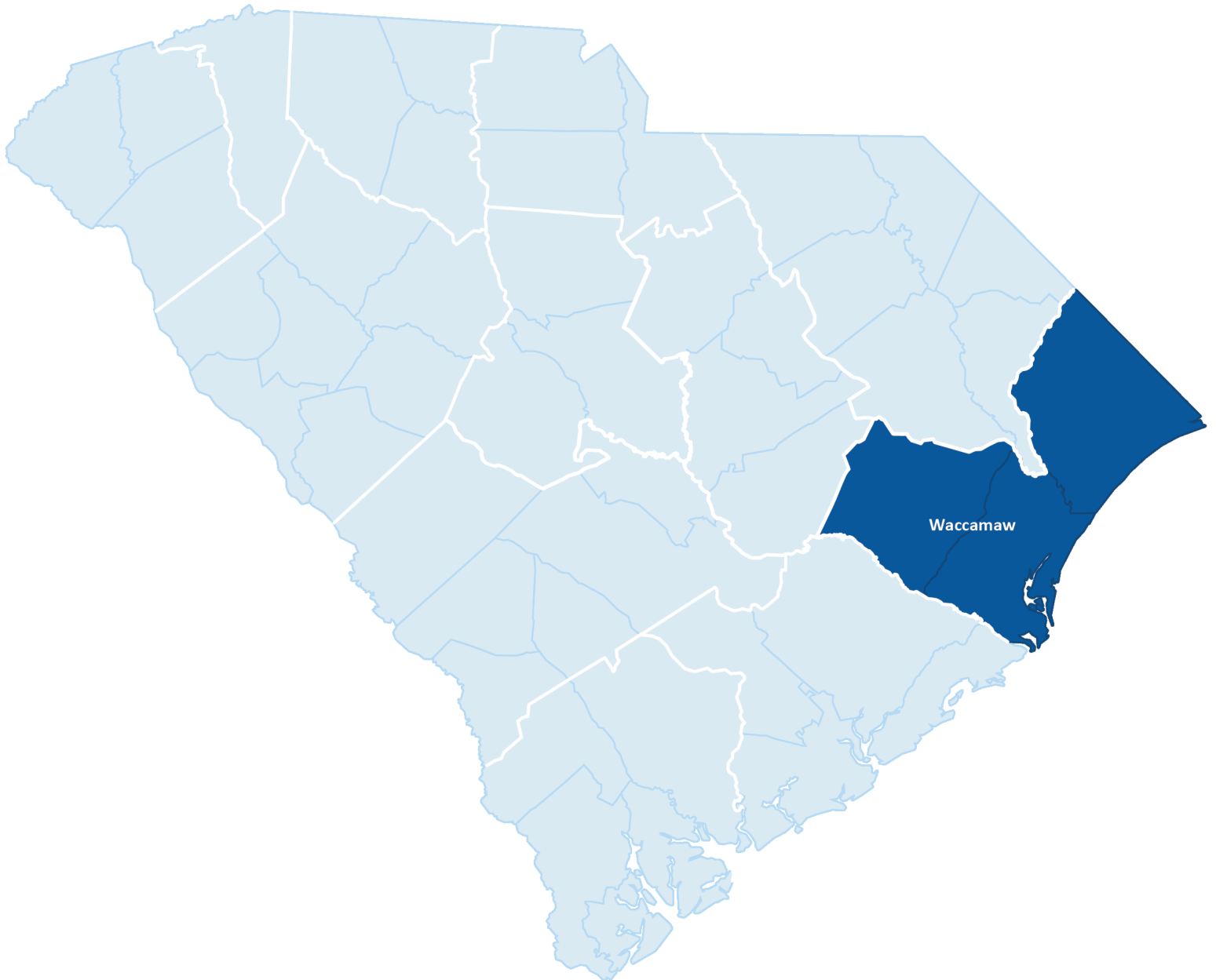


# WACCAMAW



SC Department of Employment & Workforce  
Labor Market Information Division  
1550 Gadsden Street, PO Box 995  
Columbia, SC 29202

# TABLE OF CONTENTS

1. ECONOMIC DATA

Annual Unemployment Rate..... 3

Monthly Unemployment Rate..... 4

Area Job Openings..... 5

2. EMPLOYER DATA

Employers by size of Establishment..... 6

Employment by size of Establishment..... 6

20 Largest Employers..... 7

3. INDUSTRY DATA

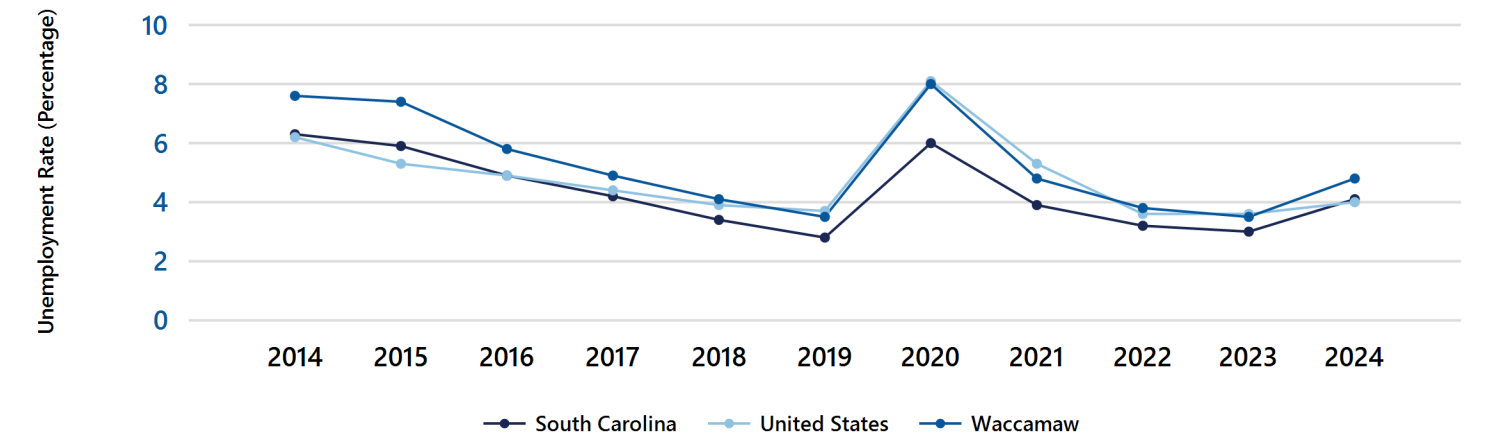
Employment by Industry..... 8

Top 20 Occupational Openings..... 9

Average Annual Wage by Industry..... 10

Projections by Industry..... 11

ANNUAL UNEMPLOYMENT RATE (UNADJUSTED)



WACCAMAW

SOUTH CAROLINA

UNITED STATES

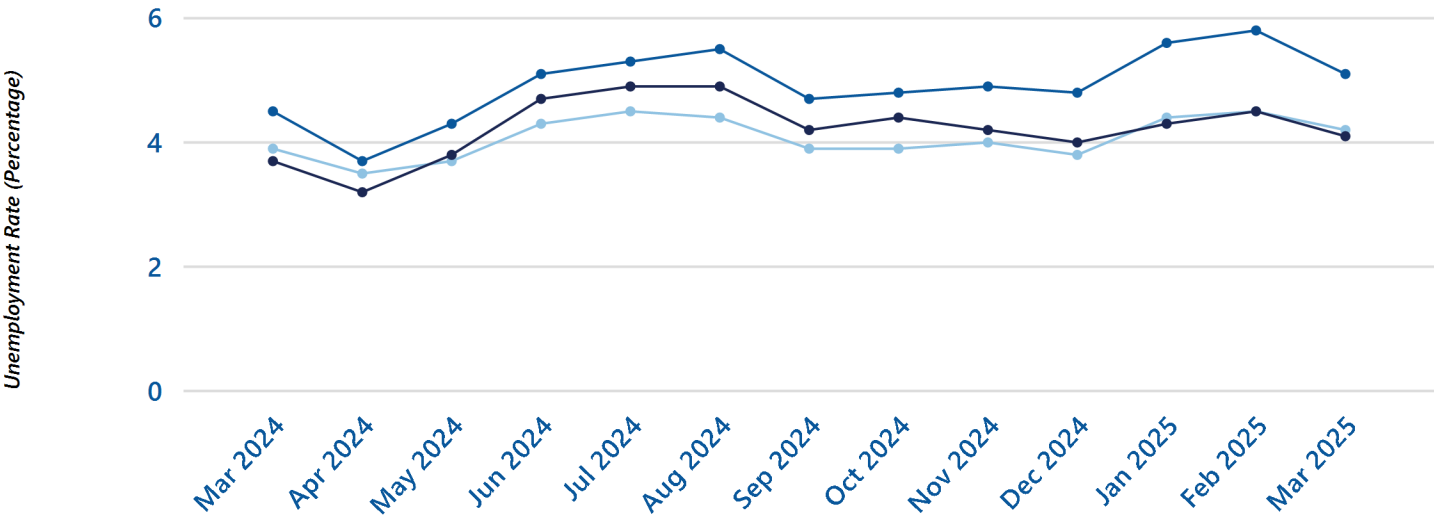
Year	Employment	Unemp.	Rate	Employment	Unemp.	Rate	Employment	Unemp.	Rate
2024	199,313	10,079	4.8%	2,430,453	105,178	4.1%	161,346,000	6,761,000	4.0%
2023	197,320	7,224	3.5%	2,401,212	74,248	3.0%	161,037,000	6,080,000	3.6%
2022	190,783	7,610	3.8%	2,330,548	77,339	3.2%	158,291,000	5,996,000	3.6%
2021	183,044	9,298	4.8%	2,272,940	92,676	3.9%	152,581,000	8,623,000	5.3%
2020	174,001	15,038	8.0%	2,201,090	140,613	6.0%	147,795,000	12,947,000	8.1%
2019	183,903	6,609	3.5%	2,263,682	64,405	2.8%	157,538,000	6,001,000	3.7%
2018	179,339	7,754	4.1%	2,206,821	76,542	3.4%	155,761,000	6,314,000	3.9%
2017	175,596	9,061	4.9%	2,168,104	94,845	4.2%	153,337,000	6,982,000	4.4%
2016	171,410	10,499	5.8%	2,145,584	110,199	4.9%	151,436,000	7,751,000	4.9%
2015	160,389	12,803	7.4%	2,108,786	132,281	5.9%	148,834,000	8,296,000	5.3%
2014	157,160	12,854	7.6%	2,063,369	138,475	6.3%	146,305,000	9,617,000	6.2%

Source: SC Department of Employment & Workforce

MONTHLY UNEMPLOYMENT RATE (UNADJUSTED)

Past 13 Months

United States South Carolina Waccamaw



Period	WACCAMAW	SOUTH CAROLINA	UNITED STATES
Mar 2025	5.1%	4.1%	4.2%
Feb 2025	5.8%	4.5%	4.5%
Jan 2025	5.6%	4.3%	4.4%
Dec 2024	4.8%	4.0%	3.8%
Nov 2024	4.9%	4.2%	4.0%
Oct 2024	4.8%	4.4%	3.9%
Sep 2024	4.7%	4.2%	3.9%
Aug 2024	5.5%	4.9%	4.4%
Jul 2024	5.3%	4.9%	4.5%
Jun 2024	5.1%	4.7%	4.3%
May 2024	4.3%	3.8%	3.7%
Apr 2024	3.7%	3.2%	3.5%
Mar 2024	4.5%	3.7%	3.9%

Source: SC Department of Employment & Workforce

## AREA JOB OPENINGS

## WACCAMAW

## SOUTH CAROLINA

Period	Employed	Unemployed	Unemp. Rate	Employed	Unemployed	Unemp. Rate
Mar 2025	201,291	10,759	5.1%	2,445,419	105,657	4.1%
Feb 2025	196,018	12,113	5.8%	2,443,050	107,112	4.2%
Jan 2025	194,091	11,515	5.6%	2,439,667	109,341	4.3%
Dec 2024	195,119	9,861	4.8%	2,437,016	112,637	4.4%
Nov 2024	195,157	10,109	4.9%	2,437,183	112,954	4.4%
Oct 2024	199,063	10,133	4.8%	2,436,946	114,211	4.5%
Sep 2024	200,237	9,847	4.7%	2,435,531	115,873	4.5%
Aug 2024	201,997	11,679	5.5%	2,433,798	116,576	4.6%
Jul 2024	206,091	11,607	5.3%	2,432,238	115,123	4.5%
Jun 2024	206,095	11,153	5.1%	2,430,644	111,177	4.4%
May 2024	202,867	9,060	4.3%	2,428,597	105,424	4.2%
Apr 2024	202,403	7,802	3.7%	2,426,252	99,053	3.9%
Mar 2024	198,763	9,432	4.5%	2,424,087	93,207	3.7%

Source: SC Department of Employment & Workforce & The Conference Board's Help Wanted OnLine® data series  
 South Carolina Data is Seasonally Adjusted

## EMPLOYERS BY SIZE OF ESTABLISHMENT

Employees	Waccamaw	South Carolina
0 to 4	11,222	147,311
5 to 9	2,286	24,044
10 to 19	1,675	17,672
20 to 49	1,212	13,002
50 to 99	429	5,015
100 to 249	232	3,069
250 to 499	48	912
500 to 999	24	417
1000 +	10	307

Source: SC Department of Employment & Workforce  
 - Indicates that the requested data is suppressed

## EMPLOYMENT BY SIZE OF ESTABLISHMENT

Employees	Waccamaw	South Carolina
0 to 4	12,270	150,934
5 to 9	15,230	160,035
10 to 19	22,582	240,440
20 to 49	36,496	395,156
50 to 99	29,453	346,437
100 to 249	33,573	467,356
250 to 499	15,911	311,369
500 to 999	15,635	284,827
1000 +	22,706	821,778

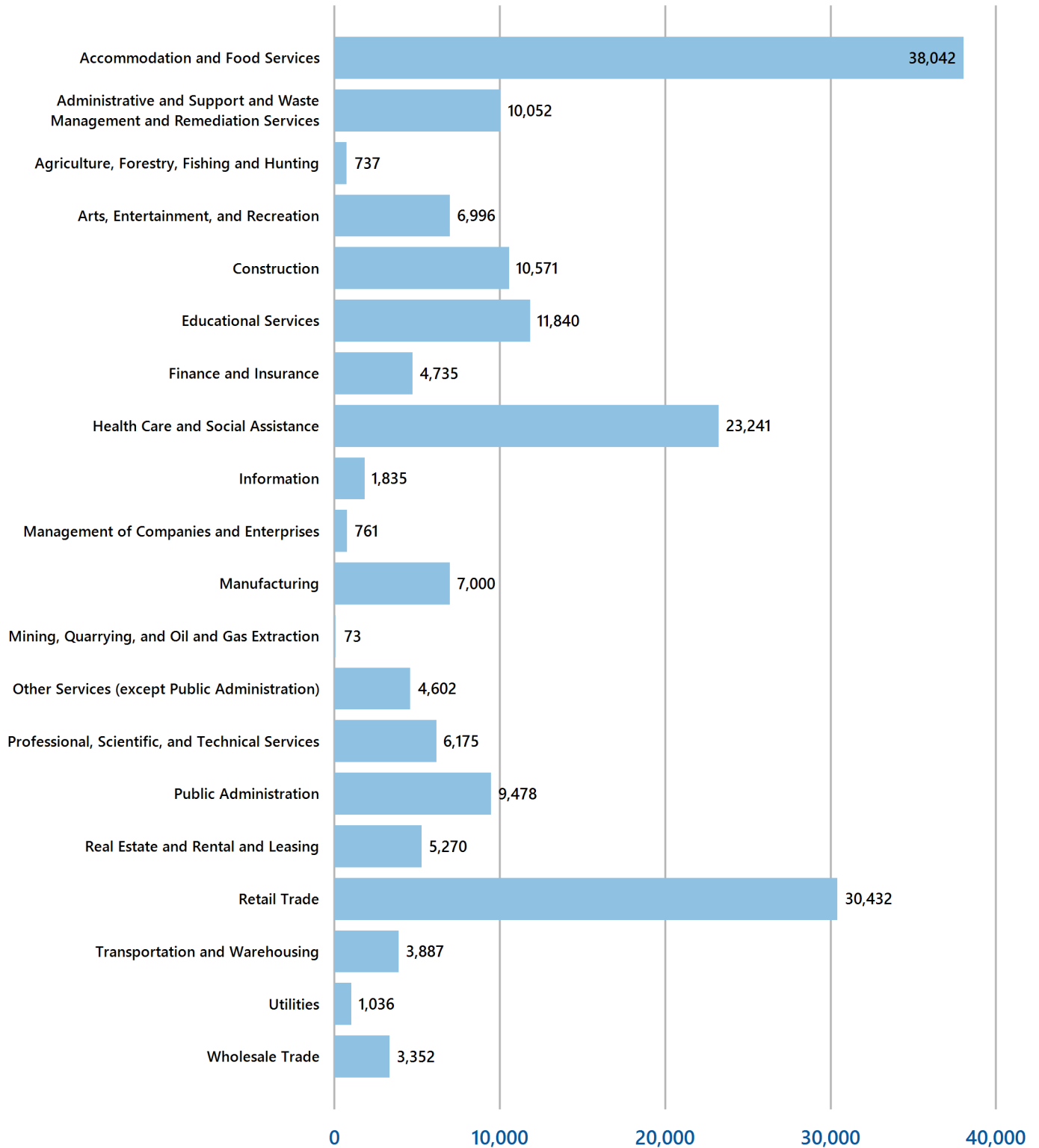
Source: SC Department of Employment & Workforce  
 - Indicates that the requested data is suppressed

## 20 LARGEST EMPLOYERS

ADIDAS AMERICA INC
CITY OF MYRTLE BEACH
COASTAL CAROLINA UNIVERSITY
CONWAY HOSPITAL INC
FOOD LION LLC
FOUNDERS NATIONAL GOLF LLC
GEORGETOWN COUNTY DEPT OF EDUCATION
GEORGETOWN HOSPITAL SYSTEM
GRAND STRAND REGIONAL MEDICAL CENTE
HILTON GRAND VACATIONS COMPANY LLC
Horry County Council
HORRY COUNTY DEPARTMENT OF EDUCATIO
HORRY TELEPHONE COOPERATIVE INC
LORIS COMMUNITY HOSPITAL DISTRICT
MCLEOD LORIS SEACOAST HOSPITAL
OS Restaurant Services, Inc.
PUBLIX SUPER MARKET INC
SOUTHEAST RESTAURANTS CORPORATION
Wal-Mart Associates, Inc.
WILLIAMSBURG COUNTY SCHOOL DISTRICT

Source: SC Department of Employment & Workforce

## EMPLOYMENT BY INDUSTRY



Source: SC Department of Employment & Workforce  
Quarterly Census of Employment and Wages (QCEW)



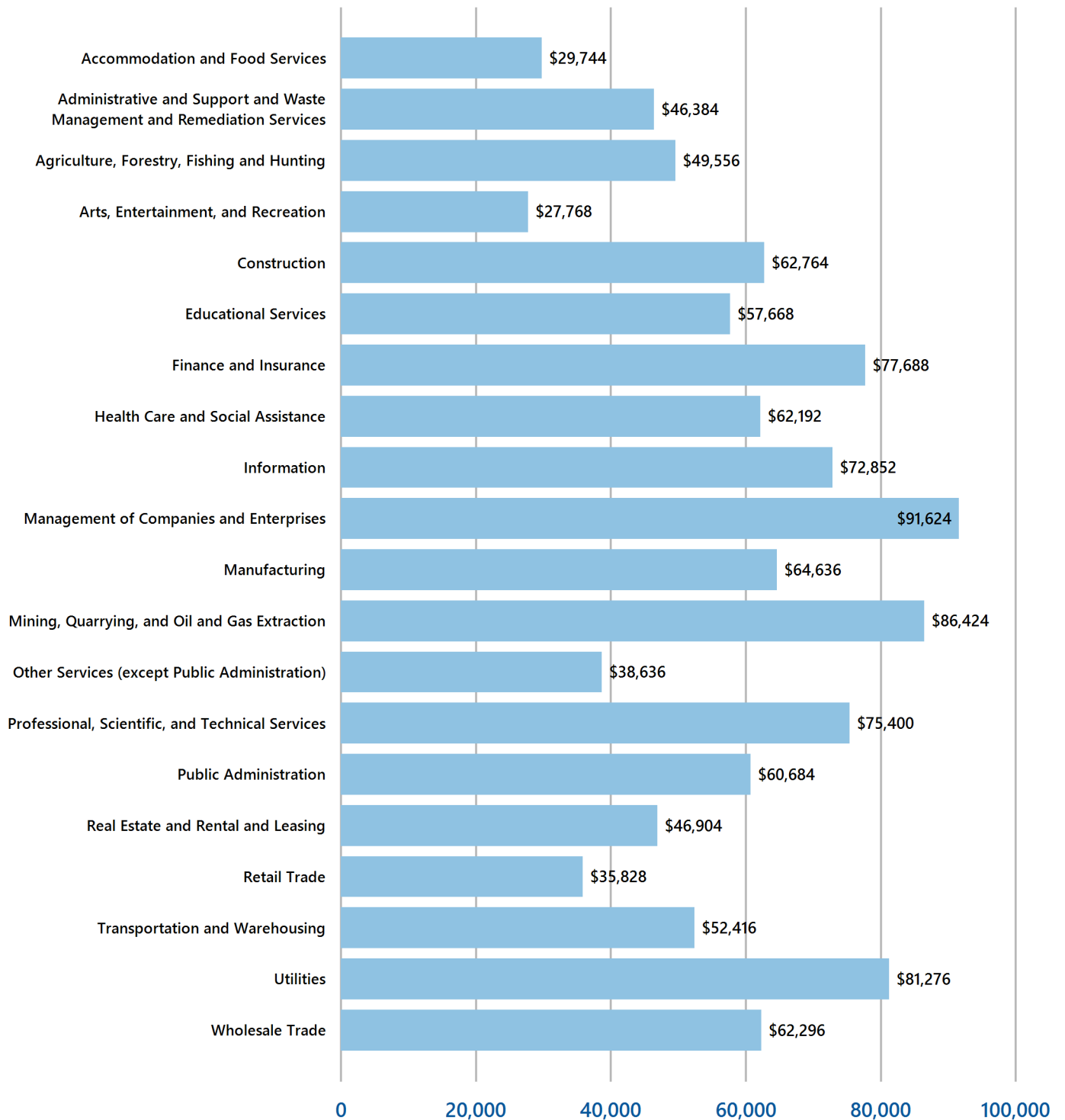
TOP 20 OCCUPATIONAL OPENINGS

WACCAMAW

OCCUPATION NAME (SOC CODE)

Source: SC Department of Employment & Workforce & The Conference Board's Help Wanted OnLine® data series

## AVERAGE ANNUAL WAGE BY INDUSTRY



Source: SC Department of Employment & Workforce  
Quarterly Census of Employment and Wages (QCEW)

## LABOR MARKET PROJECTIONS

*Total Employment by Industry*

WACCAMAW	2022	2032	Change	Percent Change	Annual Percent
	Estimated Employment	Projected Employment			
Total All Industries	191,729	211,290	19,561	10.20%	0.98%
Accommodation and Food Services	35,842	37,576	1,734	4.84%	0.47%
Retail Trade	29,610	32,834	3,224	10.89%	1.04%
Health Care and Social Assistance	20,631	24,607	3,976	19.27%	1.78%
Educational Services	11,578	12,531	953	8.23%	0.79%
Construction	10,548	10,836	288	2.73%	0.27%
Administrative and Support and Waste Management and Remediat	10,135	11,355	1,220	12.04%	1.14%
Other Services (except Government)	8,211	8,779	568	6.92%	0.67%
Manufacturing	8,183	8,788	605	7.39%	0.72%
Professional, Scientific, and Technical Services	6,752	7,683	931	13.79%	1.30%
Arts, Entertainment, and Recreation	6,156	6,915	759	12.33%	1.17%
Real Estate and Rental and Leasing	5,243	6,693	1,450	27.66%	2.47%
Finance and Insurance	5,111	6,165	1,054	20.62%	1.89%
Wholesale Trade	3,523	3,769	246	6.98%	0.68%
Transportation and Warehousing	3,065	3,457	392	12.79%	1.21%
Information	2,314	2,556	242	10.46%	1.00%
Management of Companies and Enterprises	839	1,166	327	38.98%	3.35%
Utilities	641	665	24	3.74%	0.37%

Source: SC Department of Employment & Workforce - Industry Projections