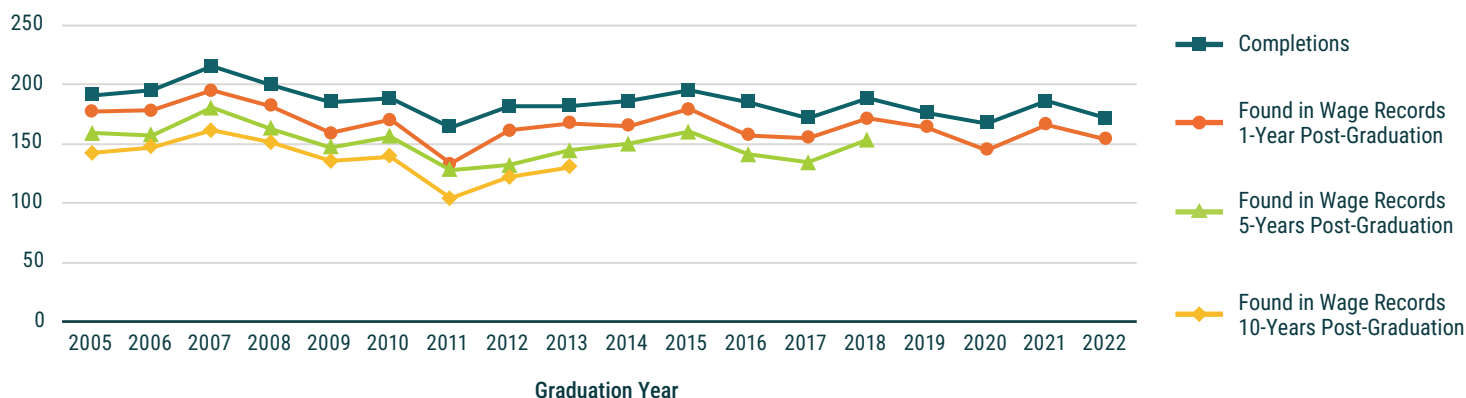


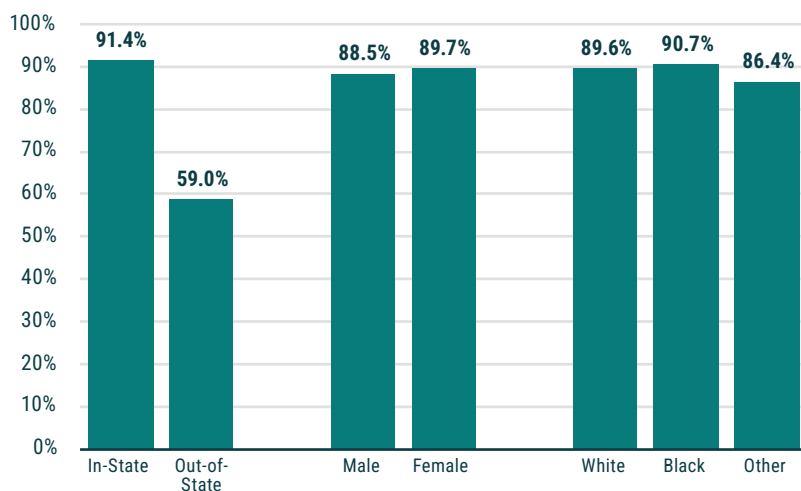
## MEDICAL RADIOLOGIC TECHNOLOGY ASSOCIATE DEGREE GRADUATES IN SOUTH CAROLINA

### SUPPLY AND DEMAND OF MEDICAL RADIOLOGIC TECHNOLOGY GRADUATES



- From December 2023 to December 2024, there were **8,000 documented job postings** in the state for selected medical radiologic technology related occupations.
- From 2005 to 2022, the number of medical radiologic technology associate degrees awarded each year has ranged from 164 to 195.
- In total, there were **3,328 unique graduates** in medical radiologic technology programs between 2005 and 2022.
- NOTE:** There may be a supply of individuals with medical radiologic technology credentials obtained outside of the South Carolina higher education system as well as individuals with credentials above the associate degree level.

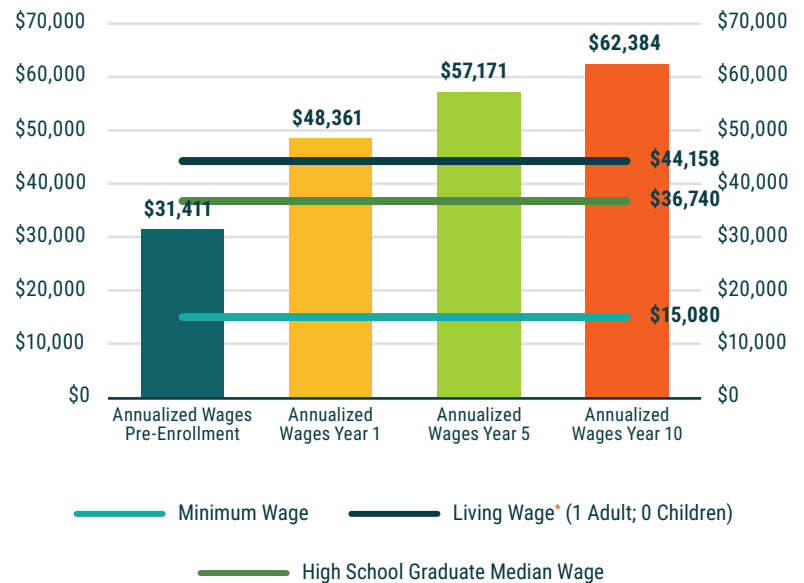
### PERCENT OF GRADUATES FOUND IN WAGE RECORDS ONE YEAR AFTER GRADUATION BY SELECTED CHARACTERISTICS



- In-state physical therapy assistant graduates were 32.4 percentage points more likely to be found in wage records one-year post-graduation compared to out-of-state graduates.
- Female graduates were slightly more likely than male graduates to be in the wage records one year post-graduation, as were black graduates as compared to graduates of other races.

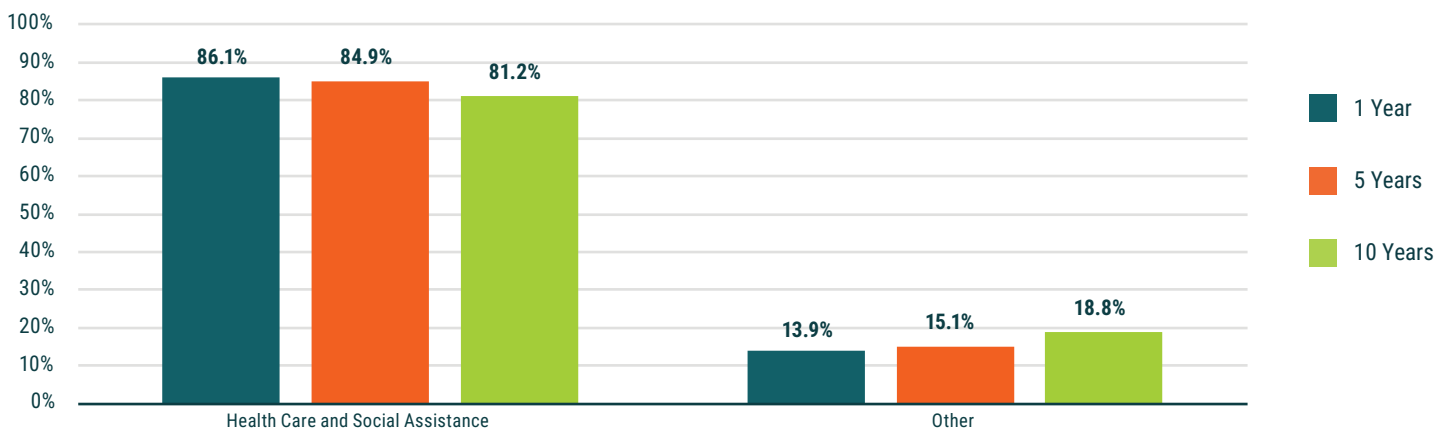
## WAGE COMPARISON FOR INDIVIDUALS COMPLETING MEDICAL RADIOLOGIC TECHNOLOGY ASSOCIATE DEGREES

- Per the 2023 CHE Statistical Abstract, the cost of attending a two-year technical college in South Carolina for in state students would likely be around \$10,000.
- Per the U.S. Census Bureau, the median wage for all high school graduates in S.C. for 2023 is \$36,740, and the annual living wage\* in S.C. for one adult, no children, is \$44,158.
- By ten years post-graduation, medical radiologic technology graduates make about \$18,000 above a living wage.
- Wages were annualized based on the number of quarters the individual was found working in the state.



\*According to the Massachusetts Institute of Technology's 2024 Living Wage Calculator

## INDUSTRY OF EMPLOYMENT ONE, FIVE, AND TEN YEARS POST-GRADUATION



- **Health Care and Social Assistance was the most common industry for medical radiologic technology graduates one, five, and ten years post-graduation.**

Current data about South Carolina workers is based on industry of employment. The South Carolina Department of Employment and Workforce (DEW) began collecting **occupation data on workers in April 2024**. Future analysis may be able to specifically document which graduates obtain jobs in medical radiologic technology related occupations.

- **NOTE:** Only graduates whose industry of employment was known were considered for this figure. The top industry of employment is shown and all other industries of employment are combined.