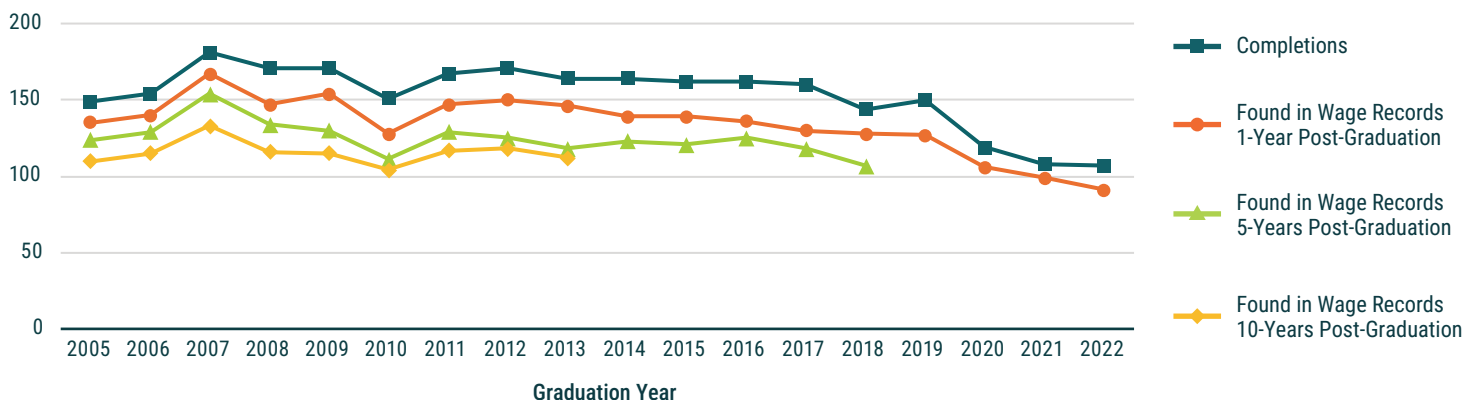


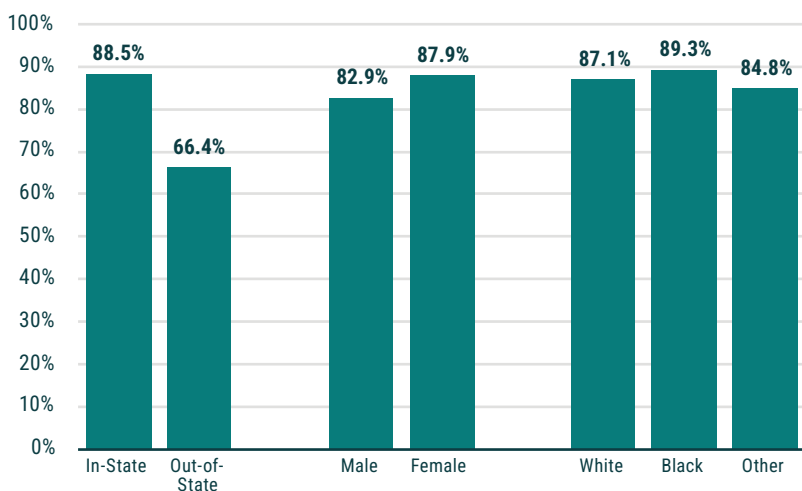
SURGICAL/OPERATING ROOM TECHNICIAN ASSOCIATE DEGREE GRADUATES IN SOUTH CAROLINA

SUPPLY AND DEMAND OF SURGICAL/OPERATING ROOM TECHNICIAN GRADUATES



- From December 2023 to December 2024, there were **4,700 documented job postings** in the state for selected surgical/operating room technician related occupations.
- From 2005 to 2022, the number of associate degrees in surgical technology awarded each year has ranged from 107 to 181.
- In total, there were **2,755 unique graduates** in associate degree surgical technology programs between 2005 and 2022.
- **NOTE:** There may be a supply of individuals with surgical/operating room technician credentials obtained outside of the South Carolina higher education system as well as individuals with credentials above the associate degree level.

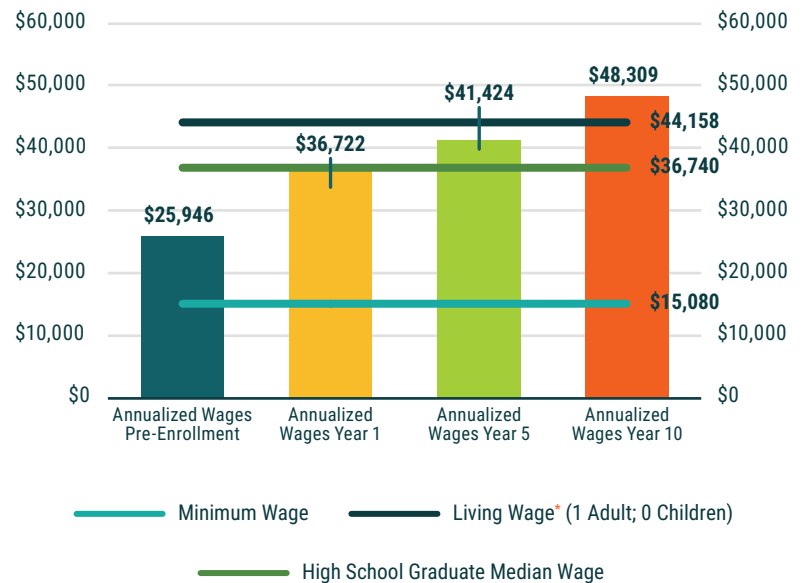
PERCENT OF GRADUATES FOUND IN WAGE RECORDS ONE YEAR AFTER GRADUATION BY SELECTED CHARACTERISTICS



- In-state surgical/operating room technician graduates were 22.1 percentage points more likely to be found in wage records one-year post-graduation compared to out-of-state graduates.
- Female graduates were slightly more likely than male graduates to be in the wage records one year post-graduation, as were black graduates as compared to graduates of other races.

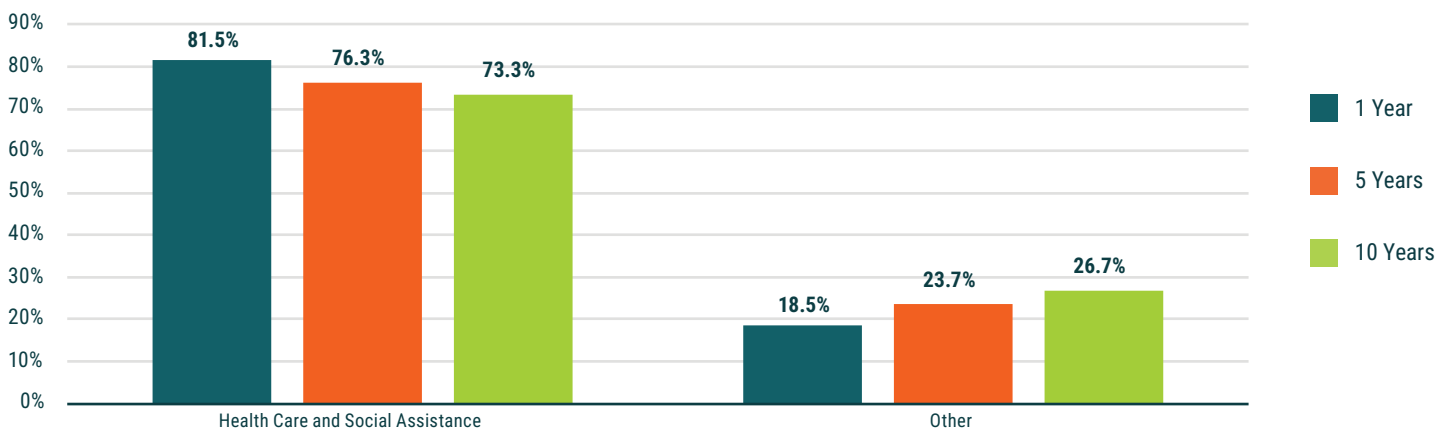
WAGE COMPARISON FOR INDIVIDUALS COMPLETING SURGICAL/OPERATING ROOM TECHNICIAN ASSOCIATE DEGREES

- Per the 2023 CHE Statistical Abstract, the cost of attending a two-year technical college in South Carolina for in state students would likely be around \$10,000.
- Per the U.S. Census Bureau, the median wage for all high school graduates in S.C. for 2023 is \$36,740, and the annual living wage* in S.C. for one adult, no children, is \$44,158.
- By ten years post-graduation, surgical/operating room technician graduates make about \$4,000 above a living wage.
- Wages were annualized based on the number of quarters the individual was found working in the state.



*According to the Massachusetts Institute of Technology's 2024 Living Wage Calculator

INDUSTRY OF EMPLOYMENT ONE, FIVE, AND TEN YEARS POST-GRADUATION



- **Health Care and Social Assistance was the most common industry of employment for surgical/operating room technician graduates one, five, and ten-years post-graduation.**
- Current data about South Carolina workers is based on industry of employment. The South Carolina Department of Employment and Workforce (DEW) began collecting **occupation data on workers in April 2024**. Future analysis may be able to specifically document which graduates obtain jobs in surgical/operating room technician related occupations.
- **NOTE:** Only graduates whose industry of employment was known were considered for this figure. The top industry of employment is shown and all other industries of employment are combined.